

NEWSLETTER

# INSIDE WINTER 2019 ISSUE

 September

---

Darren Breeze demo – Japanese  
Intro box

 October

---

Members' Hands On Evening

 November

---

A presentation by Patricia Spero &  
Gabor Lacko

 December

---

Christmas Party & Presentations



*Above: Yew Twig Bowl by Les Booth*

---

## JAPANESE IMRO, ROTATING DEMOS, A PAIR OF ARTISTS & CHRISTMAS

---

Hello fellow turners and welcome to the second issue in the new format. I've had some comments and made some alterations which I hope will suit all.

I'm afraid this issue is very much 'by proxy' on my part as I've spent some months recovering from a sinus operation and haven't attended all the meetings, so, if you enjoy what you read, please spare some thanks for my 'sub editors', Mary Ward, Clive Baker, Mike Marsters and Gerry Lawrence.



# September 51 members



The Chair, Clive Baker, started by welcoming visitors and reminding members that the seats at the front should be given up for those hard of hearing.

He also thanked everyone for their help and support in making Art in Wood a success, including all the stewards, Mary Ward for sorting out the exhibition, Mike Masters for his advice, Mike's wife Mary for sorting out the refreshments and Malcolm Arter for issuing the cheques so promptly. There were 2000 visitors and 331 items were sold for a total of £7,300.

Malcolm will be retiring as treasurer and Clive asked for members to volunteer for the role as it is essential to keep the club running. Richard Ackroyd shared an order form for cut price books. Clive had a couple of tips for burning with wire: use a hack saw to hold the wire, or use a thin piece of formica instead.

## SHOW AND TELL

Mike Harding showed us a box with an unusual lid that completely slid over the box and he caused some amusement by saying that, unlike lids that give a satisfying pop as they're removed, this was more like a slow fart! Dan Smith, a new member, also brought along some beautiful examples of his work for members to examine.

## COMPETITIONS

### SENIOR – CUP & BALL OR KENDAMA



1st =	<ul style="list-style-type: none"><li>• 2. Clive Baker (13)</li><li>• 3. Chris Horne (13)</li></ul>
3rd	<ul style="list-style-type: none"><li>• 1. John Last</li></ul>

### NOVICE – BALL/SPHERE



1st	<ul style="list-style-type: none"><li>• B. Duncan Cawthorne</li></ul>
2nd	<ul style="list-style-type: none"><li>• A. Malcolm Lister</li></ul>
3rd	<ul style="list-style-type: none"><li>• C. Ian Hipkin</li></ul>




## DARREN BREEZE – WALL HANGINGS & JAPANESE INRO BOX

Author: Mary Ward

The demonstrator for the evening was Darren Breeze, perhaps best known for his large (up to 6'6") wall hangings – one of which he bought along to show us (below). A member asked what speed he'd turn something like that - he gave a humorous reply, but thought about 300 – 400rpm.

Darren encouraged us to visit Wizardry in Wood next year and to consider entering one of the competitions as it was after winning 1<sup>st</sup> prize in 2016 that he was admitted to the Register of Professional Turners and now has his own gallery and workshop in Lowestoft. He's just been commissioned to turn a Ceremonial Mace for the University of Suffolk – so keep an eye out for it on Facebook etc.

Darren shared plenty of amusing anecdotes, but onto the demonstration which was his take on a Japanese Inro box made from ash and adapted for use as a ring box. He didn't have quite enough time to finish the box but did show us how to shape the base and lid, how to add texture to both and some interesting colouring techniques.



Photos: Mike Marsters





## ALL ABOUT THE BASE

---

### SHAPING THE BASE

Starting with the block for the base held between centres, he created a 50mm spigot which he transferred to O'Donnell jaws and then shaped the outside using push and pull cuts with a spindle gouge. Emphasising keeping the tool handle against the hip and transferring your body weight to move it, he also recommended trying to get used to using the tool in both hands and keeping the handle low down on pull cuts. He drilled into the widest (top) end using a 35mm Forstner bit, then further still using a 15mm bit and finally to the bottom using a 10mm bit.

### TEXTURING THE BASE

He used a 3-point tool (1 point, 3 facets) to make a couple of grooves around the top of the box the created some texture between the grooves using a Sorby texturing tool.

### COLOURING THE BASE

Black Chestnut spirit stain was applied to the lower half of the base using a mouth diffuser. Darren's tip was to shorten the blow tubes to 3", cutting them at an angle. Red stain was applied in the same manner over the entire base. He then rubbed in a very generous amount of Rest Express Chantilly Antique Gold wax paste, wiped off the excess and added a couple of coats of acrylic lacquer (without sanding sealer). Darren commented that you shouldn't really be able to lacquer over wax – but he does and it works!

### SHAPING THE LID

He formed the lid from a square block of wood held initially on a screw chuck and then by a spigot in the O'Donnell jaws. A hole was drilled through the entire piece.







Darren described how a cylindrical piece with key / ball would finish off the box. It was already looking pretty special...

#### TEXTURING & COLOURING THE LID

A groove was made around the edge, then a texturing tool was used on the upper surface. This was then scorched using a blow torch and cleaned off with a bristle brush. A very thick layer of Verdigris-coloured wax was applied (at this point the wood was still hot so the wax melted into the texture). The surplus was wiped off and a coat of gold wax applied over the top – all to give it the look of aged metal.

Darren described how a cylindrical piece with key / ball would finish off the box. It was already looking pretty special...



# October 44 members



October was a Hands On Evening organized by Mary Ward, with several tables organized to demonstrate different techniques. These included sharpening systems, custom jig making, Christmas decorations, DVR lathe techniques and pyrography with groups of members sitting at each demonstration for around 30 minutes.

## COMPETITIONS

### SENIOR – MIXED MEDIA ITEM



- 1st • 1. Chris Horne (12)
- 2nd • 2. Clive Baker (7)
- 3rd • 3. Ray Dellow (5)
- 4th • 5. John Last (4)

### NOVICE – MALLET



- 1st • A. Malcolm Lister
- 2nd • B. Danny Burns
- 3rd • D. Martin Moore
- 4th • C. Brandon Forster





## HANDS ON EVENING

Fives different topics were demonstrated throughout the evening, namely:

### SHARPENING

This was run by Hugh Castle and Clive Baker who showed members the different equipment used for sharpening tools from grinding wheels to belts.



### CUSTOM JIGS

This was run by Peter Symonds and John Last who brought along a variety of jigs and gadgets useful to turners when trying to overcome those difficult challenges we all come up against from time to time.



### GUILD DVR LATHE TECHNIQUES

Gerry Lawrence demonstrated the use of the Guild's Record Power (NOVA?) DVR-XP lathe and all its bits and bobs




## CHRISTMAS DECORATIONS

In the run-up to Christmas what more could you ask for than for the Master of Santa Making, Malcolm Arter, giving a talk on how to make a Christmas decoration? Malcolm took members through an interesting step-by-step talk, Blue Peter style.



## PYROGRAPHY

Simon and Louise brought along their pyrography equipment and some nice clean wood to allow members to have a go. Some members were quite taken with it once they had had a try.






# November 36 members



The Chair, Clive Baker, mentioned that the All Day Demo with Colin Smith was excellent. Colin showed a number of projects including hollow form made easy and even provided a raffle prize in the form of an incomplete hollow form. He mentioned tickets for the Christmas party in December and that Mary Ward has some printed copies of the programme for 2020 which will be on the website soon. Once again, Clive mentioned that a Guild Honorary Treasurer is required once Malcolm Arter steps down and that the role of Chair needs to be re-elected at the next AGM in February; the Deputy Chair role is still vacant and should be filled by the future Chair.

## COMPETITIONS

### SENIOR – CHRISTMAS-THEMED GIFT



1st	• 2. John Last (15)
2nd =	• 1. Mick Saul (5) • 4. Chris Horne (5)
3rd	
4th	• 3. Clive Baker (1)







### NOVICE – HANGING CHRISTMAS GIFT/TOY



1st	• B. Bob Sheppard
2nd	• A. Malcolm Lister
3rd	• D. Brandon Forster
4th	• C. Mark Williams



Unfortunately, I have no notes of the November presentation by Gabor and Patricia, but I heard it was very good. However, I do have some photos from the evening, courtesy of Mike Marsters and Mark Williams:



# December



The December meeting, as is traditional, was the Christmas party. This took the usual format of a full buffet, a quick Christmas quiz, a raffle and entertainment from Saxy AI.



As is also traditional, trophies were awarded for the competition winners for the year – Chris Horne won the Senior (not present) and Malcolm Lister won the Novice. Well done, both!



Other awards went to Malcolm's wife, Linda, for providing raffle prizes for the whole year...



... and Mary Ward won the Wallace Trophy for all her hard work in planning and running 2019 events and putting together the programme for 2020.